

GESTALTUNGSVORLAGEN OSTERN


In zwei Schritten zu deiner individuellen Werbekarte im Visitenkartenformat:

1. Persönlichen Favoriten aus den Gestaltungsvorlagen auswählen.

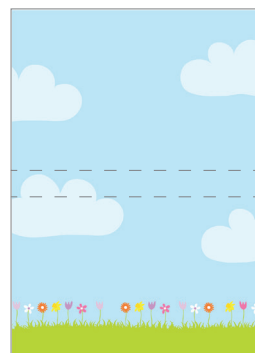
2. Dein Logo, dein Text oder dein Bild wie gewünscht platzieren, evtl. das Motiv farblich verändern. Fertig!





Art-Nr.: 211014 – Ostermobile



Art-Nr.: 211015 – Osterauto



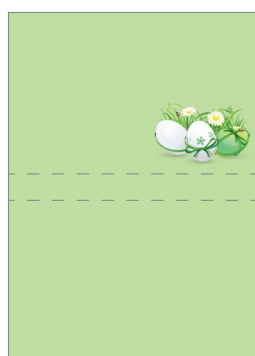
Art-Nr.: 211016 – Springender Hase





Art-Nr.: 211017 – Retro Ostern




Art-Nr.: 211018 – Ostereier




Art-Nr.: 211019 – Grüne Ostern



Art-Nr.: 211020 – Weißer Hase




Art-Nr.: 211021 – Osterfreunde






Art-Nr.: 211022 – Osterhase pink




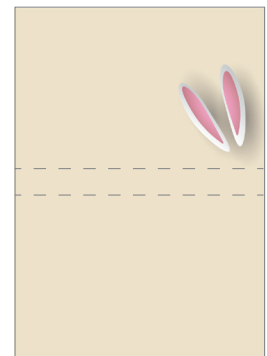
Art-Nr.: 211023 – Küken mit Ostereier




Art-Nr.: 211024 – Lustige Ostern




Art-Nr.: 211025 – Osterfest




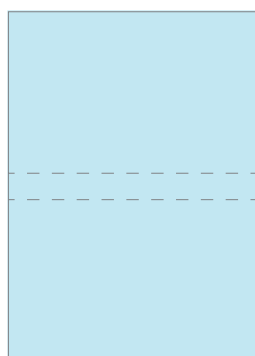
Art-Nr.: 211026 – Osterallerlei



Art-Nr.: 211027 – Happy Easter



Art-Nr.: 211028 – Osternest



Art-Nr.: 211029 – Osterhase grün

